

mesa
SHOWER ROOM
SERIES



P/N : MER-5801
 DIM : 1200x1700x2150mm



P/N : MER-3806-1
 DIM : 900x900x2150mm



P/N : MER-3806-2
 DIM : 900x900x2150mm



P/N : MER-004-2
 DIM : 900x900x2150mm
 1000x1000x2150mm
 5mm tempered glass



P/N : MER-005
 DIM : 850x1200x2200mm
 5mm tempered glass

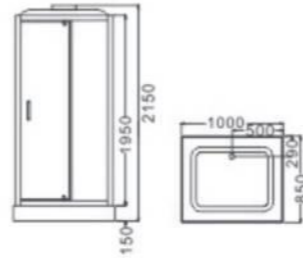


P/N : M-529-CY
 DIM : 850x900x2150mm
 850x1000x2150mm
 850x1200x2150mm

5mm front gray glass,
 5mm back painted glass ,tempered glass

FUNCTION

- 1.Sandblasted Al frame
- 2.Shower head with light NO.4
- 3.Computer control panel NO.24
- 4.Fan and Speaker
- 5.Hot and cold water faucet
- 6.Back sharp massage
- 7.Hand shower
- 8.Hinge
- 9.Handel NO.3
- 10.Single drainpipe



P/N : M-1207
 DIM : 800x900x2150mm
 800x1000x2150mm
 5mm tempered glass



P/N : M-517-BXG
 DIM : 900x900x2150mm
 1000x1000x2150mm
 5mm tempered glass



P/N : M-529-AY
 DIM : 850x1200x2150mm
 5mm front gray glass,5mm back painted glass



P/N : M-530-CY
 DIM : 850x1300x2150mm
 850x1400x2150mm
 850x1500x2150mm
 850x1700x2150mm
 5mm front gray glass,
 5mm back painted glass,tempered glass



P/N : M-530-AY
 DIM : 850x1200x2150mm
 850x1300x2150mm
 850x1400x2150mm
 850x1500x2150mm
 850x1700x2150mm
 5mm front gray glass,
 5mm back painted glass,tempered glass



P/N : M-519-BXG
 DIM : 800x1200x2150mm
 5mm tempered glass

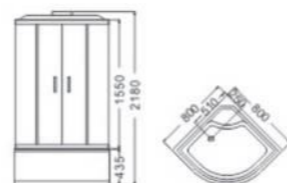


P/N : M-501-D
 DIM : 900x900x2150mm
 1000x1000x2150mm
 5mm tempered glass



P/N : M-500-A-2
 DIM : 800x800x2180mm
 900x900x2180mm
 1000x1000x2180mm
 4mm front gray glass, 4mm white painted glass

- FUNCTION**
1. Glass shower panel
 2. Sandblasted Al frame
 3. Shower head with light NO.4
 4. No.13 Computer panel
 5. Fan and Speaker
 6. Hot and cold water faucet
 7. Sharp massager
 8. NO.2 Wheel
 9. NO.3 Handle
 10. NO.2 glass shelf
 11. Hand shower
 12. Double drainpipe



P/N : M-500-B
 DIM : 800x800x2180mm
 900x900x2180mm
 1000x1000x2180mm
 5mm front gray glass, 5mm back painted glass



P/N : M-500-C
 DIM : 800x800x2180mm
 900x900x2180mm
 1000x1000x2180mm
 5mm front gray glass, 5mm back painted glass



P/N : M-500-C-2
 DIM : 800x800x2180mm
 900x900x2180mm
 1000x1000x2180mm



P/N : M-500-C-2(R)
 DIM : 800x1100x2180mm
 800x1200x2180mm



P/N : M-500-B S
 DIM : 800x800x2180mm
 900x900x2180mm
 1000x1000x2180mm
 5mm front gray glass, 5mm back painted glass



P/N : M-500-C S
 DIM : 800x800x2180mm
 900x900x2180mm
 1000x1000x2180mm
 5mm front gray glass, 5mm back painted glass



P/N : M-500-APS
 DIM : 800x800x2180mm
 900x900x2130mm
 1000x1000x2130mm
 4mm front gray glass,4mm black painted back glass



P/N : M-500-CPS
 DIM : 800x800x2180mm
 900x900x2130mm
 1000x1000x2130mm
 4mm front gray glass,4mm black painted back glass



P/N : M-501-A
 DIM : 900x900x2180mm
 1000x1000x2180mm
 5mm front gray glass,5mm back painted glass



P/N : M-501-B
 DIM : 900x900x2180mm
 1000x1000x2180mm
 5mm front gray glass,5mm back painted glass



P/N : M-500-CSF
 DIM : 900x900x2180mm
 1000x1000x2180mm
 5mm front gray glass,5mm back painted glass



P/N : M-500-CF
 DIM : 900x900x2180mm
 1000x1000x2180mm
 5mm front gray glass,
 5mm back painted glass,tempered glass



P/N : M-501-C
 DIM : 900x900x2180mm
 1000x1000x2180mm
 5mm front gray glass,5mm back painted glass

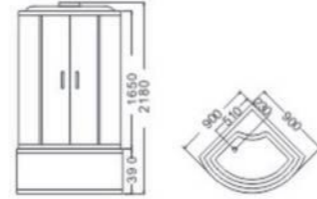


P/N : M-501-D
 DIM : 900x900x2180mm
 1000x1000x2180mm
 5mm front gray glass,5mm back painted glass



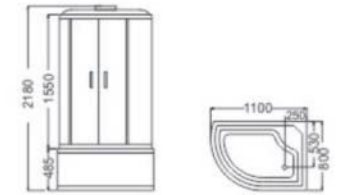
P/N : M-502-B
 DIM : 900x900x2180mm
 1000x1000x2180mm
 5mm front gray glass,5mm back painted glass

- FUNCTION**
- 1.Glass shower panel
 - 2.Sandblasted Al frame
 - 3.Shower head with light NO.4
 - 4.No.13Computer panel
 - 5.Fan and Speaker
 - 6.Star lamp
 - 7.Hot and cold water faucet
 - 8.Sharp massager
 - 9.NO.2 Wheel
 - 10.NO.3 Handle
 - 11.NO.2 glass shelf
 - 12.Hand shower
 - 13.Foot massager
 - 14.single drainpipe



P/N : M-505-A (L)
 DIM : 800x1100x2180mm
 800x1200x2180mm
 850x1530x2180mm
 5mm front gray glass,5mm back painted glass

- FUNCTION**
- 1.Glass shower panel
 - 2.Sandblasted Al frame
 - 3.Shower head with light NO.4
 - 4.No.13Computer panel
 - 5.Fan and Speaker
 - 6.Star lamp
 - 7.Hot and cold water faucet
 - 8.Sharp massager
 - 9.NO.2 Wheel
 - 10.NO.3 Handle
 - 11.NO.2 glass shelf
 - 12.Hand shower
 - 13.Foot massager
 - 14.Double drainpipe



P/N : M-502-C
 DIM : 900x900x2180mm
 1000x1000x2180mm
 5mm front gray glass,5mm back painted glass



P/N : M-502-BS
 DIM : 900x900x2180mm
 1000x1000x2180mm
 5mm front gray glass,5mm back painted glass



P/N : M-502-CS
 DIM : 900x900x2180mm
 1000x1000x2180mm
 5mm front gray glass,5mm back painted glass



P/N : M-505-C (L)
 DIM : 800x1100x2180mm
 800x1200x2180mm
 5mm front gray glass,5mm back painted glass



P/N : M-505-AS (L)
 DIM : 800x1100x2180mm
 800x1200x2180mm
 850x1530x2180mm
 5mm front gray glass,5mm back painted glass



P/N : M-505-CS (L)
 DIM : 800x1100x2180mm
 800x1200x2180mm
 5mm front gray glass,5mm back painted glass

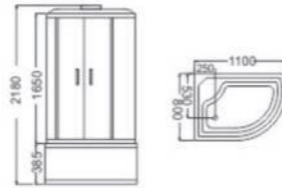


P/N : M-505-B (R)
 DIM : 800x1100x2180mm
 800x1200x2180mm
 850x1300x2180mm
 850x1530x2180mm

5mm front gray glass,
 5mm back painted glass ,tempered glass

FUNCTION

- 1.Glass shower panel
- 2.Sandblasted Al frame
- 3.Shower head with light NO.4
- 4.Computer control panel NO.13
- 5.Fan and Speaker
- 6.Star lamp
- 7.Hot and cold water faucet
- 8.Back sharp massager
- 9.Wheel NO.2
- 10.Handle NO.3
- 11.single glass shelf
- 12.Hand shower
- 13.Foot massager
- 14.Single drainpipe

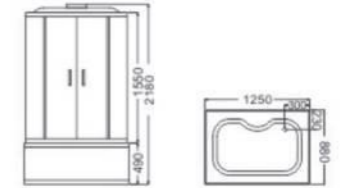


P/N : M-510-A
 DIM : 880x1250x2180mm
 880x1500x2180mm
 880x1700x2180mm

5mm front gray glass,5mm back painted glass

FUNCTION

- 1.Glass shower panel
- 2.Sandblasted Al frame
- 3.Shower head with light NO.4
- 4.No.13Computer panel
- 5.Fan and Speaker
- 6.Star lamp
- 7.Hot and cold water faucet
- 8.Sharp massager
- 9.NO.2 Wheel
- 10.NO.3 Handle
- 11.NO.2 glass shelf
- 12.Hand shower
- 13.Foot massager
- 14.Double drainpipe



P/N : M-505-APS (L)
 DIM : 800x1100x2130mm
 800x1200x2180mm
 4mm front gray glass,
 4mm back painted glass,tempered glass



P/N : M-505-BS (R)
 DIM : 800x1100x2180mm
 800x1200x2180mm
 850x1300x2180mm
 850x1530x2180mm
 5mm front gray glass,5mm back painted glass



P/N : M-510-AS
 DIM : 880x1250x2180m
 880x1500x2180mm
 880x1700x2180mm
 5mm front gray glass,5mm back painted glass



P/N : M-510-APS
 DIM : 880x1500x2180mm
 880x1700x2180mm
 4mm front gray glass,4mm black cainted back glass
 NO.3 Pillow

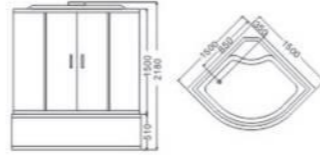


P/N : M-510-YD
 DIM : 880x1500x2180mm
 880x1700x2180mm
 5mm front gray glass,5mm black painted back glass



P/N : M-515-A
 DIM : 1500x1500x2180
 5mm front gray glass, 5mm back painted glass

- FUNCTION**
1. Glass shower panel
 2. Sandblasted Al frame
 3. Shower head with light NO.4
 4. No.13 Computer panel
 5. Fan and Speaker
 6. Star lamp
 7. Hot and cold water faucet
 8. Sharp massager
 9. NO.3 Wheel
 10. NO.3 Handle
 11. NO.2 glass shelf
 12. Hand shower
 13. Foot massager
 14. Double drainpipe



P/N : M-501-AE
 DIM : 900x900x2180mm
 1000x1000x2180mm
 5mm front gray glass, 4mm back painted glass



P/N : M-501-AES
 DIM : 900x900x2180mm
 1000x1000x2180mm
 5mm front gray glass, 4mm back painted glass



P/N : M-515-AS
 DIM : 1500x1500x2180mm
 5mm front gray glass, 5mm back painted glass



P/N : M-516-CS
 DIM : 900x900x2180mm
 4mm front gray glass,
 4mm black painted back glass



P/N : M-516-AS
 DIM : 900x900x2180mm
 4mm front gray glass,
 4mm black painted glass



P/N : M-501-AE-2
 DIM : 800x800x2180mm
 900x900x2180mm
 1000x1000x2180mm
 5mm front gray glass, 4mm back painted glass

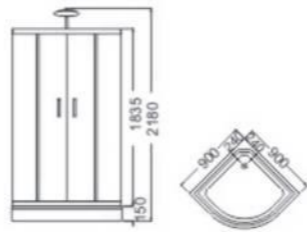


P/N : M-501-AE-3
 DIM : 800x800x2180mm
 900x900x2180mm
 1000x1000x2180mm
 5mm front gray glass, 4mm back painted glass



P/N : M-501-CE
 DIM : 900x900x2180mm
 1000x1000x2180mm
 5mm front gray glass, 4mm back painted glass

- FUNCTION**
1. Glass shower panel
 2. Sandblasted Al frame
 3. Shower head with elbow pipe
 4. Hot and cold water faucet
 5. Sharp massager
 6. NO.2 Wheel
 7. NO.3 Handle
 8. NO.2 glass shelf
 9. Hand shower
 10. Single drainpipe



P/N : MER-1355
 DIM : 700x900x2100mm
 700x1000x2100mm
 800x1000x2100mm
 5mm front clear glass,
 5mm white painted back glass



P/N : MER-1354-G
 DIM : 700x900x2100mm
 5mm front clear glass,
 5mm back painted glass



P/N : M-501-CES
 DIM : 900x900x2180mm
 1000x1000x2180mm
 5mm front gray glass, 4mm back painted glass



P/N : M-501-CE-1
 DIM : 800x800x2180mm
 900x900x2180mm
 1000x1000x2180mm
 5mm front gray glass, 4mm back painted glass



P/N : M-501-CE-3
 DIM : 800x800x2180mm
 900x900x2180mm
 1000x1000x2180mm
 5mm front gray glass, 4mm back painted glass



P/N : MER-1356
 DIM : 700x900x2100mm
 700x1000x2100mm
 5mm front clear glass,
 5mm white painted back glass



P/N : MER-1360
 DIM : 800x1000x2100mm
 5mm front clear glass,
 5mm white painted back glass



P/N : MER-1357
 DIM : 700x1000x2100mm
 5mm front clear glass,
 5mm white painted back glass



P/N : MER-003-CF-2
 DIM : 900x900x2150mm
 1000x1000x2150mm
 5mm front clear glass,
 5mm white painted back glass



P/N : M-5521
 DIM : 800x1200x2150mm
 5mm front clear glass,
 5mm white painted back glass



P/N : M-527-CX-2
 DIM : 850x900x2150mm
 850x1000x2150mm
 5mm front clear glass,
 5mm white painted back glass



P/N : MER-003-AF
 DIM : 900x900x2150mm
 1000x1000x2150mm
 5mm front clear glass,5mm back painted glass



P/N : MER-003-CF
 DIM : 900x900x2150mm
 1000x1000x2150mm
 5mm front clear glass,5mm back painted glass



P/N : M-529-CX-2
 DIM : 850x1200x2150mm
 5mm front clear glass,
 5mm white painted back glass

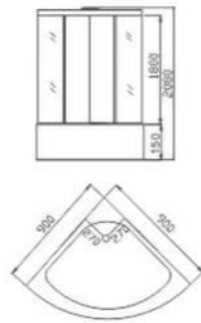


P/N : M-530-CX-2
 DIM : 850x1300x2150mm
 850x1400x2150mm
 850x1500x2150mm
 850x1700x2150mm
 5mm front gray glass,5mm back painted glass



P/N : MER-034S
 DIM : 900x900x2080mm
 4mm front clear glass

- FUNCTION**
- 1.NO.1 Shower head
 - 2.Hot and cold water faucet
 - 3.Towel rack
 - 4.Common hand shower
 - 5.Mirror
 - 6.Sharp massager
 - 7.Single drainpipe
 - 8.NO.2 Wheel



P/N : MER-018
 DIM : 900x900x2150mm
 4/5mm front glass



P/N : MER-006
 DIM : 900x900x2180mm



P/N : MER-007
 DIM : 900x900x2100mm



P/N : MER-006-CD
 DIM : 900x900x2180mm



P/N : MER-1023
 DIM : 800x1200x2150mm



P/N : MER-8032
 DIM : 900x900x2150mm

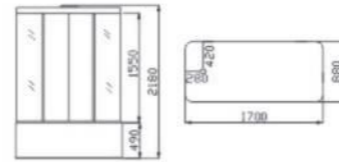


P/N : MER-8055
 DIM : 900x900x2150mm



P/N : MER-1177
 DIM : 880x1700x2180mm
 5mm front gray glass,5mm back painted glass

- FUNCTION**
- 1.NO.5 Shower head
 - 2.Electronic circular lamp
 - 3.Fan
 - 4.Speaker
 - 5.NO.1 Computer panel
 - 6.Hot and cold water faucet
 - 7.Sharp massager
 - 8.NO.2 glass shelf
 - 9.Movable hand shower
 - 10.Star lamp
 - 11.Soap box1
 - 12.Foot massager
 - 13.NO.7pillow
 - 14.Double drainpipe
 - 15.NO.2 Wheel



P/N : MER-5804
 DIM : 800x1200x2150mm



P/N : MER-5805
 DIM : 900x1200x2150mm



P/N : MER-2300
 DIM : 1500x1500x2200mm
 1500x1500x2300mm
 5mm front gray glass,5mm back painted glass



P/N : MER-045
 DIM : 850x1500x2200mm



P/N : MER-1300B
 DIM : 1300x1300x2200mm
 1500x1500x2200mm
 5mm front gray glass,5mm back painted glass



P/N : MER-5806
 DIM : 900x1350x2150mm



P/N : MER-5808
 DIM : 900x1500x2150mm

P/N : MER-8302
DIM : 1700x1200x2200mm



P/N : MER-044
DIM : 1100x1700x2200mm



P/N : MER-9014
DIM : 900x1400x2150mm

电脑板 COMPUTER PANEL





P/N : MER-9001
DIM : 1550x200mm
不锈钢 Stainless Steel



P/N : MER-9002
DIM : 1500x260mm
不锈钢 Stainless Steel



P/N : MER-9003
DIM : 1550x200mm
不锈钢 Stainless Steel



P/N : MER-9004
DIM : 1550x200mm
不锈钢 Stainless Steel



P/N : MER-9009
DIM : 1550x180mm
不锈钢 Stainless Steel



P/N : MER-9010
DIM : 1650x200mm
不锈钢 Stainless Steel



P/N : MER-9011
DIM : 1650x180mm
不锈钢 Stainless Steel



P/N : MER-9012
DIM : 1650x180mm
不锈钢 Stainless Steel



P/N : MER-9005
DIM : 1550x180mm
不锈钢 Stainless Steel



P/N : MER-9006
DIM : 1650x200mm
不锈钢 Stainless Steel



P/N : MER-9007
DIM : 1650x180mm
不锈钢 Stainless Steel



P/N : MER-9008
DIM : 1650x180mm
不锈钢 Stainless Steel



P/N : MER-2
DIM : 1100x350mm



P/N : MER-1016
DIM : 1360x360mm



P/N : MER-1012A
DIM : 1200x270mm



P/N : MER-1011
DIM : 1450x250mm

拉手 HANDLE



靠枕 PILLOW



座凳 SEAT



弯杆带顶喷 ELBOW WITH TOP SHOWER




花洒 HAND SHOWER



下水 DRAINER



顶喷 TOP SHOWER



皂液器 SOAP BOX



置物架 GLASS SHELF



滑轮 WHEEL



SHOWER TRAY SERIES

